



PROGRESS 8



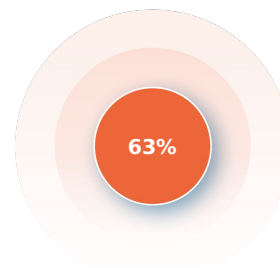
English 0.85 Maths 1
Ebacc 1.69 Open 0.26

ATTAINMENT 8



English 11.4 Maths 10.53
Ebacc 17.6 Open 14.53

ENGLISH AND MATHS 9-5



E & M 9-4 77% E & M 9-7 13%
E & M 9-1 87% Entered 100%

ENGLISH BACCALAUREATE APS



Ebacc 4+ 40% Ebacc 5+ 33%
Ebacc 7+ 3% Entered 97%


COHORT

Pupils:	30
Girls:	12(40%)
Boys:	18(60%)
Disadvantaged:	null(0%)

GRADES Total: 279

	9-8	9-7	9-5	9-4	9-1
%	13%	27%	70%	81%	97%
No.	35	76	195	225	271


PROGRESS 8 BREAKDOWN



EBACC APS BREAKDOWN



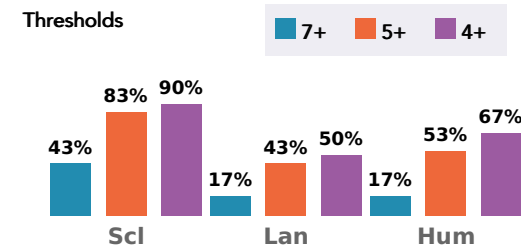
Coverage 30 Pupils 100%



	English	Maths
9-7	20%	40%
9-5	77%	70%
9-4	83%	80%
9-1	100%	87%

EBACC PILLARS

	Sci	Lan	Hum
Entered	100%	97%	100%



* Progress 8 methodology for 2018 will limit extremely negative pupil scores when calculating the school average. The figure in brackets is calculated without this limit for transparency.