




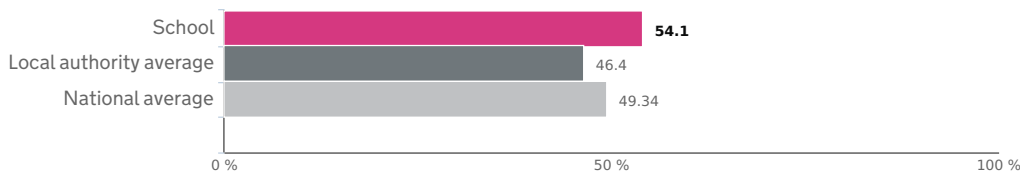
This is provisional data for 2018/2019

Progress 8



Attainment 8

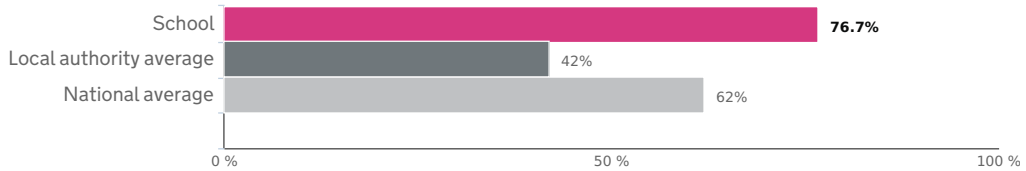
Number of pupils = 30



	School	Local authority average	National average
Attainment 8	54.1	46.4	49.34

Percentage achieving 9-4 in English and Maths

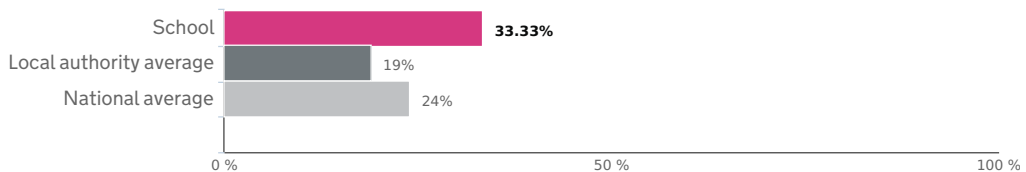
Number of pupils = 30



	School	Local authority average	National average
Percentage achieving 9-4 in English and maths	76.7%	42.0%	62.0%

Percentage achieving the English Baccalaureate (EBacc)*

Number of pupils = 30

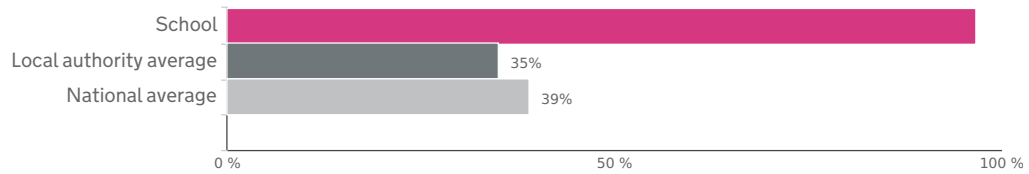


	School	Local authority average	National average
Percentage achieving the English Baccalaureate (EBacc)	33.33%	19.0%	24.0%

* A pupil is considered to have 'achieved' the English Baccalaureate if they got a grade 4/C or better in the following subjects: English, maths, sciences, a language and either history or geography.

Percentage entering the English Baccalaureate (EBacc)

Number of pupils = 30



	School	Local authority average	National average
Percentage entering the English Baccalaureate (EBacc)	96.67%	35.0%	39.0%

Key stage 4 disadvantaged This is provisional data for 2018/2019

Progress 8 for disadvantaged pupils

School	0.0
Confidence interval	0.0 to 0.0
Number of pupils	0
National average for non-disadvantaged pupils	+0.12

Progress 8 by prior attainment

Prior attainment	Low	Middle		High			
		All	Dis	All	Dis	All	Dis
Group							
Number of pupils	2	0	20	0	8	0	
Score	1.04	0.0	0.77	0.0	1.4	0.0	
National average	0.0	0.19	0.0	0.14	0.0	0.07	
Difference	1.04	0.0	0.77	0.0	1.4	0.0	
Confidence interval	-0.52 to 2.6	0.0 to 0.0	0.28 to 1.26	0.0 to 0.0	0.62 to 2.18	1.4 to 1.4	